




District Report Card: 2017			
<b>State:</b> Nagaland		<b>District:</b> Tuensang	
<b>Class:</b> 3		<b>Subject:</b> Language	
<b>Schools:</b> 58		<b>Students:</b> 827	


### Participation/Coverage


#### Students

<div>GENDER</div> <div></div>	Boys		Girls	
	Number	%	Number	%
	374	45.22	453	54.78

<div>AREA</div> <div></div>	Rural		Urban	
	Number	%	Number	%
	648	78.36	179	21.64

<div>CATEGORY</div> <div></div>	SC		ST		OBC		GEN	
	Number	%	Number	%	Number	%	Number	%
	0	0.00	827	100.00	0	0.00	0	0.00

<div>CWSN</div> <div></div>	LD	VI	HI	S&LD	ID	Oth
	1	1	1	0	0	0

<div>Management</div> <div></div>	Government		Government-aided	
	Number	%	Number	%
	827	100.00	0	0.00

### Average Performance of Students in Language (%)

Overall	Gender		Area		Management		Social Group			
	Male	Female	Rural	Urban	Govt.	Aided	SC	ST	OBC	GEN
73.15	75.03	71.60	75.08	66.15	73.15	0.00	0.00	73.15	0.00	0.00

## Performance on Learning Outcomes (LOs)

Learning Outcomes	Description	Average Performance(%)
L304	Reads small texts with comprehension i.e., identifies main ideas, details, sequence and draws conclusions	73.85
L312	Reads printed scripts on the classroom walls: poems, posters, charts etc.	71.75

Range of Performance of Students who Answered Correctly							
Below 30%		30% - 50%		50% - 75%		Above 75%	
Number	%	Number	%	Number	%	Number	%
34	4.11	96	11.61	268	32.41	429	51.87

## Lowest Performing Learning Outcomes (LOs)

- 1 - Reads printed scripts on the classroom walls: poems, posters, charts etc. (71.75)
- 2 - Reads small texts with comprehension i.e., identifies main ideas, details, sequence and draws conclusions (73.85)